

PRS HOUSEHOLD SERVICES




PRS PlayBook, 2025




## Colour Coding


To maintain PRS Household Services' rigorous hygiene standards, please use the following colour coding, ensuring that certain cleaning products and equipment are only used in specific areas.

<b>RED</b>		Cleaning high-risk areas, such as toilets and urinals.
------------	---	--


Red represents high-risk and is used to denote areas such as toilets and urinals, as well as washroom floors.

<b>YELLOW</b>		Cleaning in lower-risk areas, such as bathroom sinks.
---------------	--	---

While red products are used for washroom toilets and floors, yellow products are used for other washroom surfaces and sinks, ensuring no cross-contamination between the two (despite being in the same vicinity).

<b>GREEN</b>		Cleaning food preparation areas such as kitchens.
--------------	---	---

Green is used for food preparation areas such as kitchens. Uncooked fish and meat pose a high risk of cross-contamination. Therefore, it is crucial to segregate cleaning materials used in these areas.

<b>BLUE</b>		General-purpose cleaning, such as mirrors & windows.
-------------	---	--

Blue is used for low-risk areas, such as classrooms and offices. Since there is a low risk of cross-contamination, these products can be used for a wide range of surfaces, including desks, hallways, window ledges and general dusting and polishing.

# Unit Turnover Checklist

## Bathroom

- All surfaces, including doors, thoroughly cleaned & disinfected
- Hard surfaces and tiles including bathroom floors and walls, washed down and cleaned
- Sink & hand basin thoroughly cleaned
- Toilet thoroughly cleaned & disinfected and PRS hygiene strips applied
- Bath/shower thoroughly cleaned including glass doors and tiles/grouting
- Bath/shower drains thoroughly cleaned
- Mirrors & glass thoroughly cleaned
- Cleaning bathroom cabinets (inside & out)
- Include the following items in the bathroom(s):
  - Toilet Paper (2)
  - Rituals (Per Bathroom)
    - Soap Bar (1)
    - Body Lotion (1)
    - Shampoo (1)
    - Shower Gel (1)
    - Conditioner (1)



**Please refer to the Bathroom(s) Appendix for guidance (p. 3)**

# Bathroom(s) Appendix 1/1



# Unit Turnover Checklist

## Bedroom

- All surfaces throughout wiped, cleaned and dusted (including doors, marks on walls, window ledges, skirting boards etc.)
- All mirrors, lamps, pictures, tables, chairs and couches thoroughly wiped down
- Hard surfaces including bedroom floors (**including under and behind the bed**) and walls thoroughly cleaned
- Suction carpet cleaning
- Cleaning all drawers, wardrobes & cabinets (inside & outside)
- Cleaning inside windows & window blinds and windowsills dusted
- Cleaning around ceiling vents
- Include the following items in the bedroom:
  - Towel Set (1 Set Per Bathroom)
    - Bath Towels (2)
    - Hand Towel (1)
    - Bath Mat (1)
    - 2 Clean Cups & Coasters
- Please ensure the following items are included in the kettle tray set :
  - 3 Tea Bags
  - 2 Coffee Sachets
  - 2 Sugar Sachets
  - 2 Milk Pots
  - 2 Clean Mugs & Coasters and 2 Spoons



**Please refer to the Bedroom(s) Appendix for guidance (p. 5)**



# Bedroom(s) Appendix 1/1





# PRS PlayBook, 2025



PRS Household Services  
62 Heather Rd, Sandyford,  
D18 CA37, Dublin,  
Ireland

Company No. 639491  
VAT Reg. No. 3586060TH  
AIB Lower Baggot Street Dublin 2  
IBAN IE62AIBK93101257514095



01 293 9319

info@prs-services.ie

